

2019-2020 Palm Pointe Title I Parent Satisfaction Survey

Respondents: 593 displayed, 593 total Status: Closed
 Launched Date: 06/02/2020 Closed Date: 06/02/2020

1. Please identify your child/ren's grade band(s). Select all that apply:

		Response Total	Response Percent	Points	Avg
K-2		99	45%	n/a	n/a
3-5		83	38%	n/a	n/a
6-8		102	47%	n/a	n/a
Total Respondents		219			
(skipped this question)			374		

2. I understand the curriculum/academic requirements for my child/ren's grade level.

		Response Total	Response Percent	Points	Avg
Strongly Agree		89	41%	n/a	n/a
Agree		119	55%	n/a	n/a
Disagree		5	2%	n/a	n/a
Strongly Disagree		1	0%	n/a	n/a
Other, please specify	 view	2	1%	n/a	n/a
Total Respondents		216	100%		
(skipped this question)			377		

3. During the regular school year (quarters 1-3) my child's teacher(s) informed me regularly about his/her academic progress (by email, Remind, phone calls, progress reports, planners, communication folders, newsletters, conferences, etc.).


		Response Total	Response Percent	Points	Avg
Strongly Agree		106	49%	n/a	n/a
Agree		94	44%	n/a	n/a
Disagree		12	6%	n/a	n/a
Strongly Disagree		0	0%	n/a	n/a
Other, please specify	 view	4	2%	n/a	n/a
Total Respondents		215	100%		
(skipped this question)			378		

4. During distance learning (quarter 4) my child's teacher(s) informed me regularly about his/her academic progress (by email, Remind, phone calls, progress reports, etc).





		Response Total	Response Percent	Points	Avg
Strongly Agree		101	47%	n/a	n/a
Agree		89	41%	n/a	n/a
Disagree		14	6%	n/a	n/a
Strongly Disagree		6	3%	n/a	n/a
Other, please specify	 view	8	4%	n/a	n/a
Total Respondents		216	100%		
(skipped this question)			377		

5. My child's teacher(s) responds to my questions and concerns in a timely manner (within 24 business hours).




		Response Total	Response Percent	Points	Avg
Strongly Agree		128	59%	n/a	n/a
Agree		72	33%	n/a	n/a
Disagree		9	4%	n/a	n/a

Strongly Disagree		1	0%	n/a	n/a
Other, please specify		6	3%	n/a	n/a
view					
Total Respondents		216	100%		
(skipped this question)				377	





6. During the regular school year (quarters 1-3) I was informed in a timely manner about events/workshops at Palm Pointe (by flyers, newsletters/Orbiter, social media, ConnectEd phone calls, emails, etc.).

		Response Total	Response Percent	Points	Avg
Strongly Agree		122	56%	n/a	n/a
Agree		86	40%	n/a	n/a
Disagree		5	2%	n/a	n/a
Strongly Disagree		1	0%	n/a	n/a
Other, please specify		2	1%	n/a	n/a
view					
Total Respondents		216	100%		
(skipped this question)				377	




7. I am aware that I have the opportunity to participate in the decision-making process regarding parent programs, funding, and the development of the School Improvement Plan (SIP) and Parent and Family Engagement Plan (PFEP) at my child's school through surveys like this, event exit tickets, and by attending School Advisory Council Meetings.

		Response Total	Response Percent	Points	Avg
Strongly Agree		89	41%	n/a	n/a
Agree		113	52%	n/a	n/a
Disagree		14	6%	n/a	n/a
Strongly Disagree		0	0%	n/a	n/a
Other, please specify		0	0%	n/a	n/a
Total Respondents		216	100%		
(skipped this question)				377	

8. I am aware of the various volunteering opportunities available to me at my child's school.

		Response Total	Response Percent	Points	Avg
Strongly Agree		91	42%	n/a	n/a
Agree		113	52%	n/a	n/a
Disagree		9	4%	n/a	n/a
Strongly Disagree		1	0%	n/a	n/a
Other, please specify		2	1%	n/a	n/a
view					
Total Respondents		216	100%		
(skipped this question)				377	

9. I am informed about the Title I program at Palm Pointe and the required Title I parent notifications, such as the Annual Title I Meeting in the fall (presented at Classroom Kick-off), and the Parent and Family Engagement Plan (PFEP).

		Response Total	Response Percent	Points	Avg
Strongly Agree		87	40%	n/a	n/a
Agree		119	55%	n/a	n/a
Disagree		9	4%	n/a	n/a
Strongly Disagree		0	0%	n/a	n/a
Other, please specify		0	0%	n/a	n/a
Total Respondents		215	100%		
(skipped this question)				378	

10. What parent involvement events/activities have you found most beneficial to building a school-home partnership during the 2019-2020 school year? (Select all that apply.)

		Response Total	Response Percent	Points	Avg
Meet the Teacher		198	90%	n/a	n/a

Classroom Kick-Off/Title I Parent Night (Curriculum Night)		123	56%	n/a	n/a
Grade Level Events (e.g. 3rd Grade FSA Game Night; 4th Grade Data and Donuts, etc.)		94	43%	n/a	n/a
School-Wide Events (Back to the Future Literacy Event)		77	35%	n/a	n/a
Recognition Events (e.g. Dads Bring Your Child; Volunteer Breakfast, etc.)		106	48%	n/a	n/a
Other, please specify <input type="button" value="view"/>		6	3%	n/a	n/a
Total Respondents		219			
(skipped this question)			374		

11. What type of Parent and Family Engagement events/activities are you interested in participating in for the 2020-2021 school year? (Select all that apply.)

		Response Total	Response Percent	Points	Avg
Meet the Teacher		181	83%	n/a	n/a
Classroom Kick-Off/Title I Parent Night (Curriculum Night)		119	54%	n/a	n/a
Grade Level Events (e.g. 3rd Grade FSA Game Night; 5th Grade CSI, etc.)		99	45%	n/a	n/a
Grade Band Events (e.g. 6-8 Escape Room; 3-5 Reading Excavation; K-2 Cruisin' into Literacy)		86	39%	n/a	n/a
Parent Workshops/Info Sessions (e.g. Educational Technology, Volunteer or Substitute Orientation, Homework Help, etc.)		83	38%	n/a	n/a
Recognition Events (e.g. Dad's Day, Muffins with Mom, Volunteer Breakfast, etc.)		116	53%	n/a	n/a
Conferencing Events		91	42%	n/a	n/a
Other, please specify <input type="button" value="view"/>		11	5%	n/a	n/a
Total Respondents		219			
(skipped this question)			374		

12. How can we improve communication and Parent and Family Engagement for the 2020-2021 school year? Please add any further comments or recommendations here:

Total Respondents	47
(skipped this question)	546




13. My child understands the academic expectations for his/her grade level.

		Response Total	Response Percent	Points	Avg
Strongly Agree		96	47%	n/a	n/a
Agree		96	47%	n/a	n/a
Disagree		9	4%	n/a	n/a
Strongly Disagree		0	0%	n/a	n/a
Other, please specify		3	1%	n/a	n/a
view					
Total Respondents		204	100%		
(skipped this question)			389		
14. My child understands Palm Pointe's expectations for personal conduct (T.E.A.M. expectations).					
		Response Total	Response Percent	Points	Avg
Strongly Agree		128	63%	n/a	n/a
Agree		72	35%	n/a	n/a
Disagree		3	1%	n/a	n/a
Strongly Disagree		0	0%	n/a	n/a
Other, please specify		1	0%	n/a	n/a
view					
Total Respondents		204	100%		
(skipped this question)			389		
15. My child's teacher(s) is considerate of his/her individual learning needs and abilities.					
		Response Total	Response Percent	Points	Avg
Strongly Agree		106	52%	n/a	n/a
Agree		85	42%	n/a	n/a
Disagree		4	2%	n/a	n/a
Strongly Disagree		2	1%	n/a	n/a
Other, please specify		6	3%	n/a	n/a
view					
Total Respondents		203	100%		
(skipped this question)			390		
16. My child's teacher(s) provide instruction that is appropriately challenging and engaging.					
		Response Total	Response Percent	Points	Avg
Strongly Agree		99	49%	n/a	n/a
Agree		99	49%	n/a	n/a
Disagree		2	1%	n/a	n/a
Strongly Disagree		0	0%	n/a	n/a
Other, please specify		3	1%	n/a	n/a
view					
Total Respondents		203	100%		
(skipped this question)			390		
17. The support staff (Deans, Counselors, Instructional Coaches, Interventionists, ESE and ESOL teachers and para-professionals, etc.) provide adequate services and assistance.					
		Response Total	Response Percent	Points	Avg
Strongly Agree		96	47%	n/a	n/a
Agree		92	45%	n/a	n/a
Disagree		9	4%	n/a	n/a
Strongly Disagree		3	1%	n/a	n/a
Other, please specify		4	2%	n/a	n/a
view					
Total Respondents		204	100%		
(skipped this question)			389		





18. What needs to be improved at Palm Pointe to increase student achievement?

Total Respondents	37
(skipped this question)	556





19. School personnel treat me and my child/ren with respect.

	Response Total	Response Percent	Points	Avg
Strongly Agree 	118	59%	n/a	n/a
Agree 	77	38%	n/a	n/a
Disagree 	3	2%	n/a	n/a
Strongly Disagree	1	0%	n/a	n/a
Other, please specify view	1	0%	n/a	n/a
Total Respondents	200	100%		
(skipped this question)		393		




20. The school recognizes and supports individual differences and cultures.

	Response Total	Response Percent	Points	Avg
Strongly Agree 	97	49%	n/a	n/a
Agree 	90	45%	n/a	n/a
Disagree 	8	4%	n/a	n/a
Strongly Disagree 	1	1%	n/a	n/a
Other, please specify view	3	2%	n/a	n/a
Total Respondents	199	100%		
(skipped this question)		394		

21. The administration of school discipline is fair and consistent.

	Response Total	Response Percent	Points	Avg
Strongly Agree 	85	42%	n/a	n/a
Agree 	89	44%	n/a	n/a
Disagree 	16	8%	n/a	n/a
Strongly Disagree 	3	2%	n/a	n/a
Other, please specify view	7	4%	n/a	n/a
Total Respondents	200	100%		
(skipped this question)		393		

22. The school provides a safe learning environment for my child/ren.

	Response Total	Response Percent	Points	Avg
Strongly Agree 	120	60%	n/a	n/a
Agree 	74	37%	n/a	n/a
Disagree 	2	1%	n/a	n/a
Strongly Disagree	0	0%	n/a	n/a
Other, please specify view	4	2%	n/a	n/a
Total Respondents	200	100%		
(skipped this question)		393		

23. What needs to be improved at Palm Pointe to support a safe and caring learning environment?

Total Respondents	28
(skipped this question)	565