

2018-2019 Palm Pointe Title I Parent Satisfaction Survey

Respondents: 494 displayed, 494 total

Status: Closed

Launched Date: 04/18/2019

Closed Date: 04/18/2019

1. Please identify your child/ren's grade band(s). Select all that apply:

		Response Total	Response Percent	Points	Avg
K-2		206	51%	n/a	n/a
3-5		181	45%	n/a	n/a
6-8		145	36%	n/a	n/a
Total Respondents		402			
(skipped this question)			92		

2. I understand the curriculum/academic requirements for my child/ren's grade level.

		Response Total	Response Percent	Points	Avg
Strongly Agree		199	50%	n/a	n/a
Agree		185	46%	n/a	n/a
Disagree		14	3%	n/a	n/a
Strongly Disagree		3	1%	n/a	n/a
Other, please specify		0	0%	n/a	n/a
Total Respondents		401	100%		
(skipped this question)			93		

3. My child's teacher(s) inform(s) me regularly about his/her academic progress (by email, Remind, phone calls, progress reports, planners, communication folders, newsletters, conferences, etc.).

		Response Total	Response Percent	Points	Avg
Strongly Agree		208	52%	n/a	n/a
Agree		146	36%	n/a	n/a
Disagree		27	7%	n/a	n/a
Strongly Disagree		6	2%	n/a	n/a
Other, please specify		15	4%	n/a	n/a
<a href="#">view</a>					
Total Respondents		400	100%		
(skipped this question)			94		

4. I am informed in a timely manner about events/workshops at Palm Pointe (by flyers, newsletters/Orbiter, social media, ConnectEd phone calls, emails, etc.).

		Response Total	Response Percent	Points	Avg
Strongly Agree		260	65%	n/a	n/a
Agree		133	33%	n/a	n/a
Disagree		4	1%	n/a	n/a
Strongly Disagree		2	0%	n/a	n/a
Other, please specify		2	0%	n/a	n/a
<a href="#">view</a>					
Total Respondents		401	100%		
(skipped this question)			93		

5. Please indicate how often you access each of the following forms of school communication:

	Very Often (daily)	Often (2-4 times per week)	Occasionally (1-3 times per month)	Rarely (1-3 times per quarter)	Never	Response Total	Points	Avg
Skyward	24.25% (97)	30.25% (121)	28.75% (115)	9% (36)	7.75% (31)	400	n/a	n/a
Student Planners	44.95% (178)	19.95% (79)	12.12% (48)	10.86% (43)	12.12% (48)	396	n/a	n/a

Palm Pointe's Official Facebook Page	14.32% (57)	20.85% (83)	27.14% (108)	18.84% (75)	18.84% (75)	398	n/a	n/a
Wednesday Communication Folders	40.1% (160)	33.08% (132)	20.3% (81)	3.01% (12)	3.51% (14)	399	n/a	n/a
Teacher/Class Websites	14.95% (58)	19.07% (74)	17.78% (69)	11.6% (45)	36.6% (142)	388	n/a	n/a
Remind Text Alerts	40.05% (157)	28.06% (110)	9.18% (36)	3.57% (14)	19.13% (75)	392	n/a	n/a
Classroom/Grade Level Newsletters or Emails	36.11% (143)	41.67% (165)	15.66% (62)	2.27% (9)	4.29% (17)	396	n/a	n/a
Automated ConnectEd Phone Calls	33.42% (132)	32.91% (130)	17.72% (70)	6.08% (24)	9.87% (39)	395	n/a	n/a
Palm Pointe Website	5.32% (21)	10.89% (43)	34.94% (138)	32.91% (130)	15.95% (63)	395	n/a	n/a
District Website or Social Media	11.93% (47)	14.97% (59)	26.65% (105)	23.86% (94)	22.59% (89)	394	n/a	n/a
Total Respondents						401		
(skipped this question)						93		

6. I am aware that I have the opportunity to participate in the decision-making process regarding parent programs, funding, and the development of the School Improvement Plan (SIP) and Parent and Family Engagement Plan (PFEP) at my child's school.

	Response Total	Response Percent	Points	Avg
Strongly Agree	172	43%	n/a	n/a
Agree	195	49%	n/a	n/a
Disagree	15	4%	n/a	n/a
Strongly Disagree	11	3%	n/a	n/a
Other, please specify	4	1%	n/a	n/a
<a href="#">view</a>				
Total Respondents		397	100%	
(skipped this question)		97		

7. The most convenient time(s) for me to attend school events is (select all that apply):

	Response Total	Response Percent	Points	Avg
Before School (8:00am - 9:30am)	117	29%	n/a	n/a
During the School Day	127	32%	n/a	n/a
After School (4:30pm - 6:00pm)	213	53%	n/a	n/a
Evenings (After 6:00pm)	197	49%	n/a	n/a
Total Respondents		402		
(skipped this question)		92		






8. I am aware of the various volunteering opportunities available to me at my child's school.

	Response Total	Response Percent	Points	Avg
Strongly Agree	188	47%	n/a	n/a
Agree	177	44%	n/a	n/a
Disagree	24	6%	n/a	n/a
Strongly Disagree	7	2%	n/a	n/a
Other, please specify	3	1%	n/a	n/a
<a href="#">view</a>				
Total Respondents		399	100%	
(skipped this question)		95		

9. I am informed about the Title I program at Palm Pointe and the required Title I parent notifications, such as the Annual Title I Meeting in the fall (presented at Classroom Kick-off), and the Parent and Family Engagement Plan (PFEP).

	Response Total	Response Percent	Points	Avg
Strongly Agree	193	48%	n/a	n/a
Agree	184	46%	n/a	n/a
Disagree	17	4%	n/a	n/a




Strongly Disagree		4	1%	n/a	n/a
Other, please specify		1	0%	n/a	n/a
<a href="#">view</a>					
Total Respondents		399	100%		
(skipped this question)			95		
10. I know that the Parent and Family Engagement Plan (PFEP) and School Improvement Plan (SIP) summaries can be accessed on Palm Pointe's website.					
		Response Total	Response Percent	Points	Avg
Strongly Agree		154	39%	n/a	n/a
Agree		191	48%	n/a	n/a
Disagree		38	10%	n/a	n/a
Strongly Disagree		9	2%	n/a	n/a
Other, please specify		5	1%	n/a	n/a
<a href="#">view</a>					
Total Respondents		397	100%		
(skipped this question)			97		
11. What parent involvement events/activities have you found most beneficial to building a school-home partnership during the 2018-2019 school year? (Select all that apply.)					
		Response Total	Response Percent	Points	Avg
Meet the Teacher		365	91%	n/a	n/a
Classroom Kick-Off/Title I Parent Night (Curriculum Night)		236	59%	n/a	n/a
Grade Level Events (e.g. 3rd Grade FSA Game Night; 5th Grade CSI, etc.)		154	38%	n/a	n/a
Grade Band Events (e.g. 6-8 Escape Room; 3-5 Reading Excavation; K-2 Cruisin' into Literacy)		125	31%	n/a	n/a
Recognition Events (e.g. Dads Bring Your Child; Volunteer Breakfast, etc.)		176	44%	n/a	n/a
Other, please specify		17	4%	n/a	n/a
<a href="#">view</a>					
Total Respondents		402			
(skipped this question)			92		
12. What type of Parent and Family Engagement events/activities are you interested in attending for the 2019-2020 school year? (Select all that apply.)					
		Response Total	Response Percent	Points	Avg
Meet the Teacher		367	91%	n/a	n/a
Classroom Kick-Off/Title I Parent Night (Curriculum Night)		244	61%	n/a	n/a
Grade Level Events (e.g. 3rd Grade FSA Game Night; 5th Grade		201	50%	n/a	n/a

CSI, etc.)					
Grade Band					
Events (e.g. 6-8					
Escape Room; 3-5					
Reading		169	42%	n/a	n/a
Excavation; K-2					
Cruisin' into					
Literacy)					
Parent					
Workshops/Info					
Sessions (e.g.					
Educational					
Technology,		150	37%	n/a	n/a
Volunteer or					
Substitute					
Orientation,					
Homework Help,					
etc.)					
Recognition					
Events (e.g. Dad's					
Day, Muffins with		234	58%	n/a	n/a
Mom, Volunteer					
Breakfast, etc.)					
Conferencing		150	37%	n/a	n/a
Events					
Other, please		12	3%	n/a	n/a
specify <input type="button" value="view"/>					
Total Respondents		402			
(skipped this question)			92		





13. How can we improve communication and Parent and Family Engagement for the 2019-2020 school year? Please add any further comments or recommendations here:

Total Respondents	106
(skipped this question)	388

14. My child understands the expectations in the classroom regarding behavior and academics.






	Response Total	Response Percent	Points	Avg
Strongly Agree 	293	74%	n/a	n/a
Agree 	99	25%	n/a	n/a
Disagree 	2	1%	n/a	n/a
Strongly Disagree	1	0%	n/a	n/a
Other, please				
specify <input type="button" value="view"/>	2	1%	n/a	n/a
Total Respondents		397	100%	
(skipped this question)			97	

15. My child's teacher(s) is/are considerate of his/her individual learning needs and abilities.






	Response Total	Response Percent	Points	Avg
Strongly Agree 	220	55%	n/a	n/a
Agree 	147	37%	n/a	n/a
Disagree 	13	3%	n/a	n/a
Strongly Disagree 	4	1%	n/a	n/a
Other, please specify				
<input type="button" value="view"/>	13	3%	n/a	n/a
Total Respondents		397	100%	
(skipped this question)			97	

16. My child's teacher(s) provide instruction that is appropriately challenging and engaging.






Response	Response	Points	Avg
----------	----------	--------	-----

	Total	Percent		
Strongly Agree 	214	54%	n/a	n/a
Agree 	155	39%	n/a	n/a
Disagree 	10	3%	n/a	n/a
Strongly Disagree 	4	1%	n/a	n/a
Other, please specify 	13	3%	n/a	n/a
<a href="#">view</a>				
Total Respondents		396	100%	
		(skipped this question)	98	







17. The support staff (Deans, Counselors, Instructional Coaches, Interventionists, ESE and ESOL teachers and paras, etc.) provide adequate services and assistance.

	Response Total	Response Percent	Points	Avg
Strongly Agree 	190	48%	n/a	n/a
Agree 	174	44%	n/a	n/a
Disagree 	15	4%	n/a	n/a
Strongly Disagree 	3	1%	n/a	n/a
Other, please specify 	13	3%	n/a	n/a
<a href="#">view</a>				
Total Respondents		395	100%	
		(skipped this question)	99	

18. The school provides opportunities for my child to extend his/her learning through engaging field trips, presentations/guest speakers, or extra-curricular activities/clubs.

	Response Total	Response Percent	Points	Avg
Strongly Agree 	175	44%	n/a	n/a
Agree 	165	42%	n/a	n/a
Disagree 	32	8%	n/a	n/a
Strongly Disagree 	12	3%	n/a	n/a
Other, please specify 	11	3%	n/a	n/a
<a href="#">view</a>				
Total Respondents		395	100%	
		(skipped this question)	99	

19. I found the Title I funded tutoring sessions in grades 3-8 (FSA prep, flexible tutoring, Boot Camps) to be beneficial to my child/ren's academic progress.





	Response Total	Response Percent	Points	Avg
Strongly Agree 	136	34%	n/a	n/a
Agree 	101	26%	n/a	n/a
Disagree 	12	3%	n/a	n/a
Strongly Disagree 	5	1%	n/a	n/a
Not Applicable (my child is not in grades 3-8, or did not participate) 	136	34%	n/a	n/a
Other, please specify 	6	2%	n/a	n/a
<a href="#">view</a>				
Total Respondents		395	100%	
		(skipped this question)	99	

20. What needs to be improved at Palm Pointe to increase student achievement?






Total Respondents	93
(skipped this question)	401

21. I feel welcome at my child/ren's school.






	Response Total	Response Percent	Points	Avg
Strongly Agree 	265	67%	n/a	n/a

Agree		115	29%	n/a	n/a
Disagree		7	2%	n/a	n/a
Strongly Disagree		3	1%	n/a	n/a
Other, please specify		5	1%	n/a	n/a
<a href="#">view</a>					
Total Respondents		395	100%		
(skipped this question)			99		






22. School personnel treat me and my child/ren with respect.

		Response Total	Response Percent	Points	Avg
Strongly Agree		248	63%	n/a	n/a
Agree		131	33%	n/a	n/a
Disagree		9	2%	n/a	n/a
Strongly Disagree		2	1%	n/a	n/a
Other, please specify		6	2%	n/a	n/a
<a href="#">view</a>					
Total Respondents		396	100%		
(skipped this question)			98		






23. The school recognizes and supports individual differences and cultures.

		Response Total	Response Percent	Points	Avg
Strongly Agree		219	56%	n/a	n/a
Agree		155	39%	n/a	n/a
Disagree		11	3%	n/a	n/a
Strongly Disagree		5	1%	n/a	n/a
Other, please specify		4	1%	n/a	n/a
<a href="#">view</a>					
Total Respondents		394	100%		
(skipped this question)			100		

24. The administration of school discipline is fair and consistent.

		Response Total	Response Percent	Points	Avg
Strongly Agree		188	48%	n/a	n/a
Agree		157	40%	n/a	n/a
Disagree		34	9%	n/a	n/a
Strongly Disagree		7	2%	n/a	n/a
Other, please specify		7	2%	n/a	n/a
<a href="#">view</a>					
Total Respondents		393	100%		
(skipped this question)			101		

25. The school provides a safe learning environment for my child/ren.

		Response Total	Response Percent	Points	Avg
Strongly Agree		243	62%	n/a	n/a
Agree		144	37%	n/a	n/a
Disagree		4	1%	n/a	n/a
Strongly Disagree		1	0%	n/a	n/a
Other, please specify		3	1%	n/a	n/a
<a href="#">view</a>					
Total Respondents		394	100%		
(skipped this question)			100		

26. What needs to be improved at Palm Pointe to support a safe and caring learning environment?

Total Respondents	57
(skipped this question)	437